



CHILD WELFARE

DCFS received **51,455** reports of child abuse or neglect to its statewide, toll-free, 24/7 hotline **1-855-4LA-KIDS (1-855-452-5437)**.

26,186

child protection investigations

3,264

families served in their homes

7,151

children served in Foster Care

344

youth* served in Extended Foster Care
**(ages 18-21)*

851

newly certified foster homes

2,217

children reunified with families

619

children adopted

187 child/youth trafficking victims and **352** suspected child/youth trafficking victims served



FAMILY SUPPORT

Supplemental Nutrition Assistance Program

In FFY 2023, an average **901,066** residents (20.2% of pop.) received **\$200 million** in SNAP benefits monthly.

P-EBT (School Year)

46,000 Louisiana children received **\$7.7 million** in P-EBT benefits for School Year 2022-23.

P-EBT (Summer)

611,000 Louisiana children received **\$73 million** in P-EBT benefits for Summer 2023.

Child Support Enforcement

There were **233,713** cases monthly on average, and a total of **\$408 million** was collected in FFY 2023.

Disability Determination Services

Disability Determination Services adjudicated claims for **40,874** adults and **11,556** children in FFY 2023.

Kinship Care Subsidy Program

On average, **3,001** children received **\$1.4 million** in KCSP benefits monthly.

Employment & Training

47 partners were reimbursed **\$8.5 million** in federal funds for employment & training services statewide.

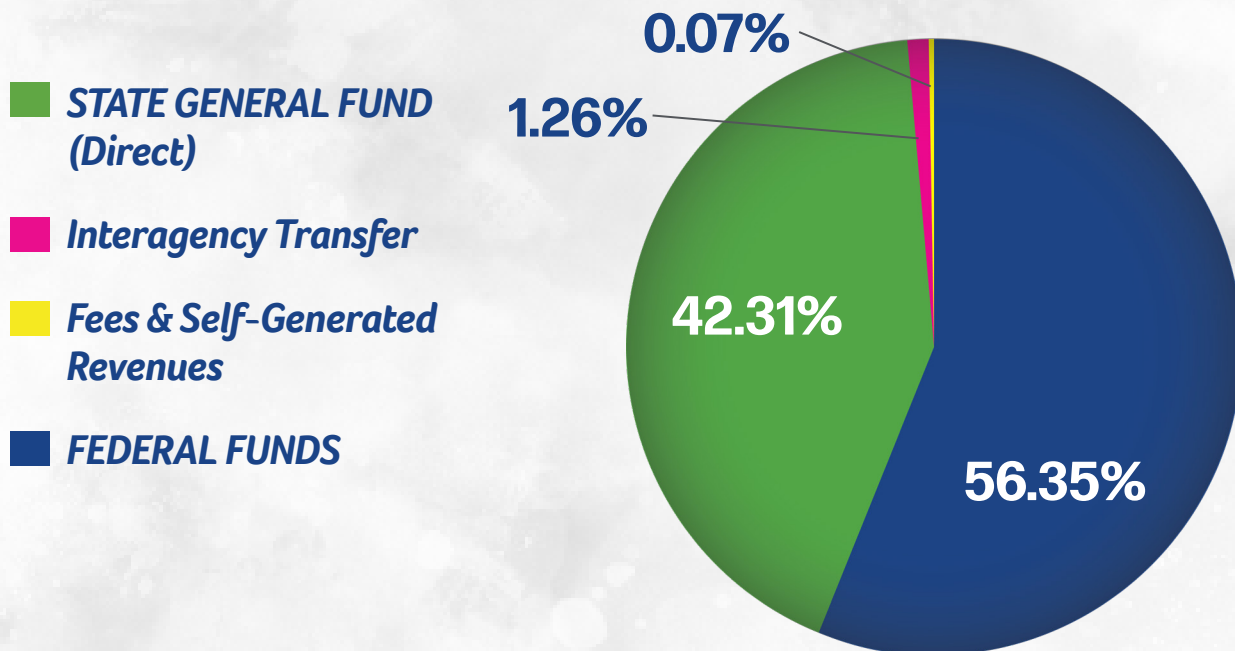
Family Independence Temporary Assistance Program

On average, **7,929** residents received **\$1.3 million** in FITAP benefits monthly.

→ DCFS Economic Impact

DCFS employs **about 3,600 full-time staff** around the state. In FFY 2023, approximately **4,270 retailers** accepted **\$2.4 billion in SNAP benefits**, contributing **about \$3.7 billion** to Louisiana's economy indirectly.

→ Existing Operating Budget (SFY)



→ Optimizing Emergency Preparedness Efforts

Louisiana experienced a quiet year in terms of major emergencies in 2023. Despite this, the Emergency Preparedness (EP) team continued their efforts in disaster preparedness activities and training.

Notably, **over 2000 DCFS staff members** underwent training for ESF-6, and the team responded to **four emergency events**, including severe weather occurrences such as freezing rain/ice and extreme heat/wildfires, collectively **logging nearly 100 hours** of emergency response time.

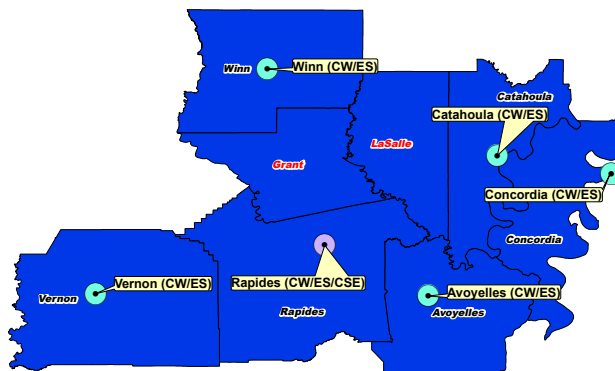
ALEXANDRIA REGIONAL DATA



Avoyelles, Catahoula, Concordia, Grant, LaSalle, Rapides, Vernon and Winn Parishes

Child Welfare	
Reports of Suspected Abuse/Neglect (FFY Total)	3,747
Child Protection Investigations (FFY Total)	2,018
Families Served in FS (FFY Total)	291
Children Served in FC (FFY Monthly Average)	500
Children Served in FC (FFY Total)	851
Youth Served in EFC (FFY Total)	19
Children Reunited with Family (FFY Total)	211
Children Adopted (FFY Total, as announced)	69
Newly Certified Foster Homes (FFY Total)	108
Substance Exposed Newborn Investigations (FFY Total)	171
Substance Exposed Newborn Victims (FFY Total)	177
Human Trafficking Children and Youth Victims Served (Includes EFC 18-21)	24
Suspected Human Trafficking Children and Youth Victims Served (Includes EFC 18-21)	30
Family Support	
Child Support Enforcement (CSE)	
CSE Cases (FFY Monthly Average)	14,257
CSE Collections (FFY Total)	\$28,013,751
Family Independence Temporary Assistance Program (FITAP)	
FITAP Recipients (FFY Monthly Average)	432
FITAP Benefits (FFY Monthly Average)	\$68,110
FITAP Benefits (FFY TOTAL)	\$214,445
Kinship Care Subsidy Program (KCSP)	
KCSP Recipients (FFY Monthly Average)	250
KCSP Benefits (FFY Monthly Average)	\$116,253
KCSP Benefits (FFY TOTAL)	\$1,395,030
Supplemental Nutrition Assistance Program (SNAP)	
SNAP Recipients each month, on avg. (FFY Monthly Average)	63,695
SNAP Benefits Issued (include EA) in FFY 2023 (FFY Monthly Average)	\$13,965,344
SNAP Benefits Issued in FFY 2023 (FFY TOTAL)	\$167,584,128
SNAP Emergency Allotments Issued in FFY 2023 (TOTAL)	\$28,997,671
SNAP Applications Processed FFY 2023	24,153
Population percentage receiving SNAP in FFY 2023	22.63%
SNAP Economic Impact FFY 2023	\$258,079,557

Louisiana
Department of
Children and
Family Services
Economic Stability,
Child Welfare,
Child Support
Enforcement, and
DDS Offices
Alexandria Region 7



DCFS Offices Breakdown
 ● Program Office CW/ES: 5
 ● Program Office CW/ES/CSE: 1
 Total DCFS Physical Office Locations: 6

*Parishes labeled in red and white denotes no DCFS Office(s) in that Parish.

211 Full-Time jobs in Alexandria Region

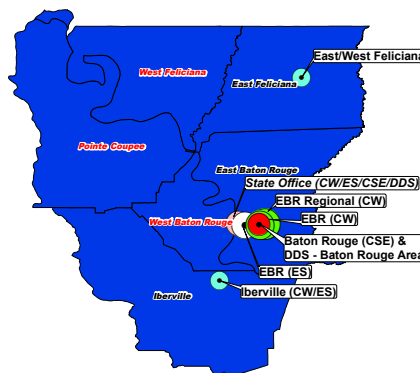
BATON ROUGE REGIONAL DATA



E. Baton Rouge, E. Feliciana, Iberville, Pointe Coupee, W. Baton Rouge and W. Feliciana Parishes

Child Welfare	
Reports of Suspected Abuse/Neglect (FFY Total)	6,353
Child Protection Investigations (FFY Total)	3,166
Families Served in FS (FFY Total)	462
Children Served in FC (FFY Monthly Average)	499
Children Served in FC (FFY Total)	847
Youth Served in EFC (FFY Total)	53
Children Reunited with Family (FFY Total)	307
Children Adopted (FFY Total, as announced)	43
Newly Certified Foster Homes (FFY Total)	78
Substance Exposed Newborn Investigations (FFY Total)	450
Substance Exposed Newborn Victims (FFY Total)	454
Human Trafficking Children and Youth Victims Served (Includes EFC 18-21)	37
Suspected Human Trafficking Children and Youth Victims Served (Includes EFC 18-21)	48
Family Support	
Child Support Enforcement (CSE)	
CSE Cases (FFY Monthly Average)	22,480
CSE Collections (FFY Total)	\$41,963,040
Family Independence Temporary Assistance Program (FITAP)	
FITAP Recipients (FFY Monthly Average)	1,075
FITAP Benefits (FFY Monthly Average)	\$172,739
FITAP Benefits (FFY TOTAL)	\$522,522
Kinship Care Subsidy Program (KCSP)	
KCSP Recipients (FFY Monthly Average)	297
KCSP Benefits (FFY Monthly Average)	\$138,185
KCSP Benefits (FFY TOTAL)	\$1,658,220
Supplemental Nutrition Assistance Program (SNAP)	
SNAP Recipients each month, on avg. (FFY Monthly Average)	107,090
SNAP Benefits Issued (include EA) in FFY 2023 (FFY Monthly Average)	\$24,154,163
SNAP Benefits Issued in FFY 2023 (FFY TOTAL)	\$289,849,951
SNAP Emergency Allotments Issued in FFY 2023 (TOTAL)	\$44,878,701
SNAP Applications Processed FFY 2023	49,673
Population percentage receiving SNAP in FFY 2023	17.52%
SNAP Economic Impact FFY 2023	\$446,368,925

Louisiana Department of Children and Family Services Economic Stability, Child Welfare, Child Support Enforcement, and DDS Offices
Baton Rouge Region 2



DCFS Offices Breakdown	
Program Office CW: 2	
Program Office ES: 1	
Program Office CWES: 2	
Program Office CSE/DDS: 1	
Program Office CWES/CSE/DDS: 1	
Total DCFS Physical Office Locations: 7	

*Parishes labeled in red and white denotes no DCFS Office(s) in that Parish.

1,265 Full-Time jobs in Baton Rouge Region

MARCH 2024

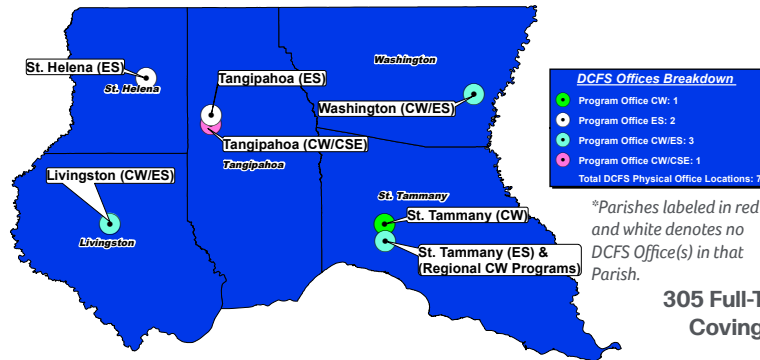
COVINGTON REGIONAL DATA

Livingston, St. Helena, St. Tammany, Tangipahoa, and Washington Parishes



Child Welfare	
Reports of Suspected Abuse/Neglect (FFY Total)	7,042
Child Protection Investigations (FFY Total)	3,491
Families Served in FS (FFY Total)	520
Children Served in FC (FFY Monthly Average)	631
Children Served in FC (FFY Total)	1,015
Youth Served in EFC (FFY Total)	97
Children Reunited with Family (FFY Total)	278
Children Adopted (FFY Total, as announced)	142
Newly Certified Foster Homes (FFY Total)	140
Substance Exposed Newborn Investigations (FFY Total)	344
Substance Exposed Newborn Victims (FFY Total)	345
Human Trafficking Children and Youth Victims Served (Includes EFC 18-21)	39
Suspected Human Trafficking Children and Youth Victims Served (Includes EFC 18-21)	35
Family Support	
Child Support Enforcement (CSE)	
CSE Cases (FFY Monthly Average)	18,632
CSE Collections (FFY Total)	\$39,959,251
Family Independence Temporary Assistance Program (FITAP)	
FITAP Recipients (FFY Monthly Average)	738
FITAP Benefits (FFY Monthly Average)	\$119,504
FITAP Benefits (FFY TOTAL)	\$371,028
Kinship Care Subsidy Program (KCSP)	
KCSP Recipients (FFY Monthly Average)	381
KCSP Benefits (FFY Monthly Average)	\$175,171
KCSP Benefits (FFY TOTAL)	\$2,102,055
Supplemental Nutrition Assistance Program (SNAP)	
SNAP Recipients each month, on avg. (FFY Monthly Average)	96,436
SNAP Benefits Issued (include EA) in FFY 2023 (FFY Monthly Average)	\$21,341,259
SNAP Benefits Issued in FFY 2023 (FFY TOTAL)	\$256,095,110
SNAP Emergency Allotments Issued in FFY 2023 (TOTAL)	\$40,464,985
SNAP Applications Processed FFY 2023	44,234
Population percentage receiving SNAP in FFY 2023	20.46%
SNAP Economic Impact FFY 2023	\$394,386,469

Louisiana Department of Children and Family Services Economic Stability, Child Welfare, Child Support Enforcement, and DDS Offices Covington Region 3



305 Full-Time jobs in Covington Region

MARCH 2024

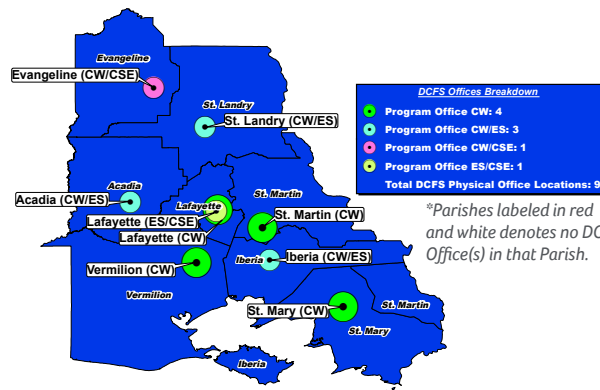
LAFAYETTE REGIONAL DATA

Acadia, Evangeline, Iberia, Lafayette, St. Landry, St. Martin, St. Mary and Vermilion Parishes



Child Welfare	
Reports of Suspected Abuse/Neglect (FFY Total)	6,837
Child Protection Investigations (FFY Total)	3,558
Families Served in FS (FFY Total)	424
Children Served in FC (FFY Monthly Average)	636
Children Served in FC (FFY Total)	1,069
Youth Served in EFC (FFY Total)	31
Children Reunited with Family (FFY Total)	327
Children Adopted (FFY Total, as announced)	111
Newly Certified Foster Homes (FFY Total)	160
Substance Exposed Newborn Investigations (FFY Total)	373
Substance Exposed Newborn Victims (FFY Total)	381
Human Trafficking Children and Youth Victims Served (Includes EFC 18-21)	13
Suspected Human Trafficking Children and Youth Victims Served (Includes EFC 18-21)	50
Family Support	
Child Support Enforcement (CSE)	
CSE Cases (FFY Monthly Average)	32,467
CSE Collections (FFY Total)	\$65,023,131
Family Independence Temporary Assistance Program (FITAP)	
FITAP Recipients (FFY Monthly Average)	1,433
FITAP Benefits (FFY Monthly Average)	\$224,841
FITAP Benefits (FFY TOTAL)	\$718,154
Kinship Care Subsidy Program (KCSP)	
KCSP Recipients (FFY Monthly Average)	553
KCSP Benefits (FFY Monthly Average)	\$254,220
KCSP Benefits (FFY TOTAL)	\$3,050,640
Supplemental Nutrition Assistance Program (SNAP)	
SNAP Recipients each month, on avg. (FFY Monthly Average)	146,378
SNAP Benefits Issued (include EA) in FFY 2023 (FFY Monthly Average)	\$32,210,079
SNAP Benefits Issued in FFY 2023 (FFY TOTAL)	\$386,520,946
SNAP Emergency Allotments Issued in FFY 2023 (TOTAL)	\$63,557,498
SNAP Applications Processed FFY 2023	52,633
Population percentage receiving SNAP in FFY 2023	24.28%
SNAP Economic Impact FFY 2023	\$595,242,257

Louisiana Department of Children and Family Services Economic Stability, Child Welfare, Child Support Enforcement, and DDS Offices Lafayette Region 5



379 Full-Time jobs in Lafayette Region

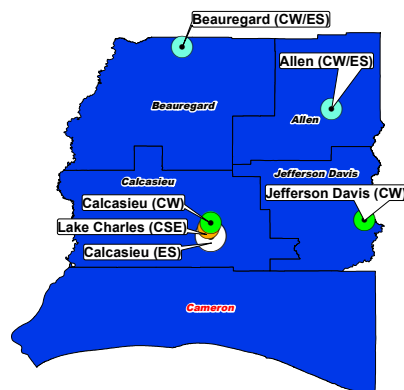
LAKE CHARLES REGIONAL DATA

Allen, Beauregard, Calcasieu, Cameron, and Jefferson Davis Parishes



Child Welfare	
Reports of Suspected Abuse/Neglect (FFY Total)	3,466
Child Protection Investigations (FFY Total)	1,913
Families Served in FS (FFY Total)	175
Children Served in FC (FFY Monthly Average)	315
Children Served in FC (FFY Total)	482
Youth Served in EFC (FFY Total)	16
Children Reunited with Family (FFY Total)	132
Children Adopted (FFY Total, as announced)	56
Newly Certified Foster Homes (FFY Total)	62
Substance Exposed Newborn Investigations (FFY Total)	100
Substance Exposed Newborn Victims (FFY Total)	101
Human Trafficking Children and Youth Victims Served (Includes EFC 18-21)	9
Suspected Human Trafficking Children and Youth Victims Served (Includes EFC 18-21)	42
Family Support	
Child Support Enforcement (CSE)	
CSE Cases (FFY Monthly Average)	10,504
CSE Collections (FFY Total)	\$21,988,526
Family Independence Temporary Assistance Program (FITAP)	
FITAP Recipients (FFY Monthly Average)	405
FITAP Benefits (FFY Monthly Average)	\$63,830
FITAP Benefits (FFY TOTAL)	\$195,380
Kinship Care Subsidy Program (KCSP)	
KCSP Recipients (FFY Monthly Average)	232
KCSP Benefits (FFY Monthly Average)	\$107,747
KCSP Benefits (FFY TOTAL)	\$1,292,961
Supplemental Nutrition Assistance Program (SNAP)	
SNAP Recipients each month, on avg. (FFY Monthly Average)	51,682
SNAP Benefits Issued (include EA) in FFY 2023 (FFY Monthly Average)	\$1,122,557
SNAP Benefits Issued in FFY 2023 (FFY TOTAL)	\$134,706,685
SNAP Emergency Allotments Issued in FFY 2023 (TOTAL)	\$21,971,045
SNAP Applications Processed FFY 2023	22,709
Population percentage receiving SNAP in FFY 2023	16.51%
SNAP Economic Impact FFY 2023	\$207,448,295

Louisiana Department of Children and Family Services Economic Stability, Child Welfare, Child Support Enforcement, and DDS Offices
Lake Charles Region 6



DCFS Offices Breakdown	
Program Office CW:	2
Program Office ES:	1
Program Office CSE:	1
Program Office CW/ES:	2
Total DCFs Physical Office Locations: 6	

*Parishes labeled in red and white denotes no DCFs Office(s) in that Parish.

170 Full-Time jobs in Lake Charles Region

MONROE REGIONAL DATA



Caldwell, East Carroll, Franklin, Lincoln, Madison, Morehouse, Ouachita, Richland, Tensas, Union and West Carroll Parishes (Jackson and Bienville Parishes' Economic Stability data also counted within this Region)

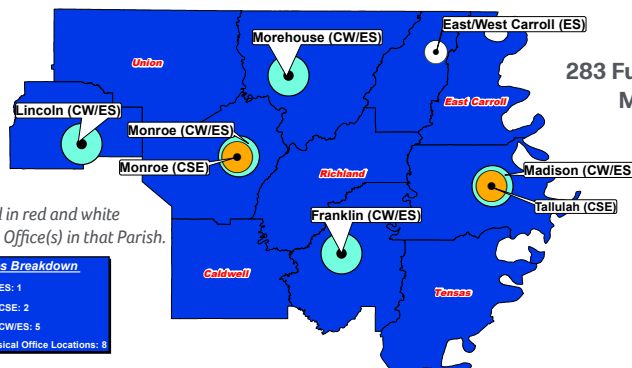
Child Welfare	
Reports of Suspected Abuse/Neglect (FFY Total)	3,644
Child Protection Investigations (FFY Total)	1,990
Families Served in FS (FFY Total)	277
Children Served in FC (FFY Monthly Average)	429
Children Served in FC (FFY Total)	654
Youth Served in EFC (FFY Total)	40
Children Reunited with Family (FFY Total)	139
Children Adopted (FFY Total, as announced)	63
Newly Certified Foster Homes (FFY Total)	90
Substance Exposed Newborn Investigations (FFY Total)	213
Substance Exposed Newborn Victims (FFY Total)	217
Human Trafficking Children and Youth Victims Served (Includes EFC 18-21)	17
Suspected Human Trafficking Children and Youth Victims Served (Includes EFC 18-21)	17
Family Support	
Child Support Enforcement (CSE)	
CSE Cases (FFY Monthly Average)	19,287
CSE Collections (FFY Total)	\$34,002,976
Family Independence Temporary Assistance Program (FITAP)	
FITAP Recipients (FFY Monthly Average)	1,097
FITAP Benefits (FFY Monthly Average)	\$169,260
FITAP Benefits (FFY TOTAL)	\$515,935
Kinship Care Subsidy Program (KCSP)	
KCSP Recipients (FFY Monthly Average)	343
KCSP Benefits (FFY Monthly Average)	\$158,614
KCSP Benefits (FFY TOTAL)	\$1,903,365
Supplemental Nutrition Assistance Program (SNAP)	
SNAP Recipients each month, on avg. (FFY Monthly Average)	87,643
SNAP Benefits Issued (include EA) in FFY 2023 (FFY Monthly Average)	\$19,306,572
SNAP Benefits Issued in FFY 2023 (FFY TOTAL)	\$231,678,861
SNAP Emergency Allotments Issued in FFY 2023 (TOTAL)	\$39,243,709
SNAP Applications Processed FFY 2023	35,399
Population percentage receiving SNAP in FFY 2023	26%
SNAP Economic Impact FFY 2023	\$356,785,446

Louisiana Department of Children and Family Services Economic Stability, Child Welfare, Child Support Enforcement, and DDS Offices
Monroe Region 9

*Parishes labeled in red and white denotes no DCFS Office(s) in that Parish.

DCFS Offices Breakdown

- Program Office ES: 1
- Program Office CSE: 2
- Program Office CW/ES: 5
- Total DCFS Physical Office Locations: 8



283 Full-Time jobs in Monroe Region

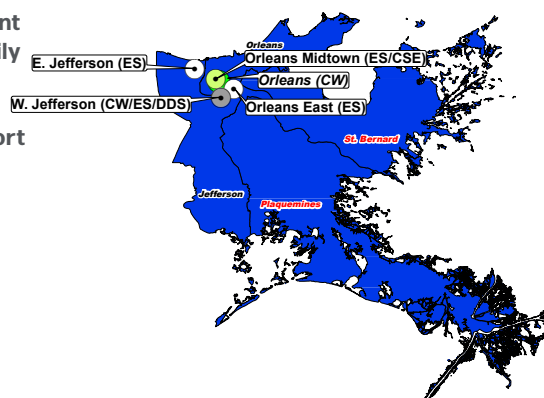
ORLEANS REGIONAL DATA

Jefferson, Orleans, Plaquemines and St. Bernard Parishes



Child Welfare	
Reports of Suspected Abuse/Neglect (FFY Total)	10,265
Child Protection Investigations (FFY Total)	4,848
Families Served in FS (FFY Total)	496
Children Served in FC (FFY Monthly Average)	255
Children Served in FC (FFY Total)	640
Youth Served in EFC (FFY Total)	39
Children Reunited with Family (FFY Total)	345
Children Adopted (FFY Total, as announced)	30
Newly Certified Foster Homes (FFY Total)	50
Substance Exposed Newborn Investigations (FFY Total)	237
Substance Exposed Newborn Victims (FFY Total)	243
Human Trafficking Children and Youth Victims Served (Includes EFC 18-21)	18
Suspected Human Trafficking Children and Youth Victims Served (Includes EFC 18-21)	65
Family Support	
Child Support Enforcement (CSE)	
CSE Cases (FFY Monthly Average)	35,876
CSE Collections (FFY Total)	\$62,663,367
Family Independence Temporary Assistance Program (FITAP)	
FITAP Recipients (FFY Monthly Average)	1,306
FITAP Benefits (FFY Monthly Average)	\$210,140
FITAP Benefits (FFY TOTAL)	\$825,103
Kinship Care Subsidy Program (KCSP)	
KCSP Recipients (FFY Monthly Average)	360
KCSP Benefits (FFY Monthly Average)	\$167,291
KCSP Benefits (FFY TOTAL)	\$2,007,495
Supplemental Nutrition Assistance Program (SNAP)	
SNAP Recipients each month, on avg. (FFY Monthly Average)	162,903
SNAP Benefits Issued (include EA) in FFY 2023 (FFY Monthly Average)	\$36,896,278
SNAP Benefits Issued in FFY 2023 (FFY TOTAL)	\$442,755,330
SNAP Emergency Allotments Issued in FFY 2023 (TOTAL)	\$71,389,498
SNAP Applications Processed FFY 2023	71,872
Population percentage receiving SNAP in FFY 2023	18.99%
SNAP Economic Impact FFY 2023	\$681,843,208

Louisiana Department of Children and Family Services Economic Stability, Child Welfare, Child Support Enforcement, and DDS Offices
Orleans Region 1



DCFS Offices Breakdown

- Program Office CW: 1
- Program Office ES: 2
- Program Office ES/CSE: 1
- Program Office CW/ES/DDS: 1

Total DCFS Physical Office Locations: 5

*Parishes labeled in red and white denotes no DCFS Office(s) in that Parish.

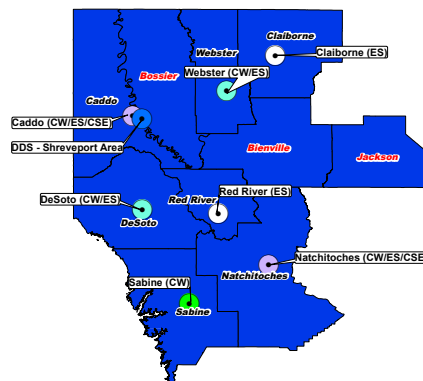
388 Full-Time jobs in Orleans Region

SHREVEPORT REGIONAL DATA

Bienville, Bossier, Caddo, Claiborne, DeSoto, Jackson, Natchitoches, Red River, Sabine, and Webster Parishes
(Bienville and Jackson Parishes' Economic Stability data included in Monroe Region)

Child Welfare	
Reports of Suspected Abuse/Neglect (FFY Total)	5,875
Child Protection Investigations (FFY Total)	2,996
Families Served in FS (FFY Total)	393
Children Served in FC (FFY Monthly Average)	420
Children Served in FC (FFY Total)	798
Youth Served in EFC (FFY Total)	18
Children Reunited with Family (FFY Total)	280
Children Adopted (FFY Total, as announced)	31
Newly Certified Foster Homes (FFY Total)	75
Substance Exposed Newborn Investigations (FFY Total)	179
Substance Exposed Newborn Victims (FFY Total)	182
Human Trafficking Children and Youth Victims Served (Includes EFC 18-21)	20
Suspected Human Trafficking Children and Youth Victims Served (Includes EFC 18-21)	33
Family Support	
Child Support Enforcement (CSE)	
CSE Cases (FFY Monthly Average)	30,942
CSE Collections (FFY Total)	\$58,743,221
Family Independence Temporary Assistance Program (FITAP)	
FITAP Recipients (FFY Monthly Average)	1,002
FITAP Benefits (FFY Monthly Average)	\$146,231
FITAP Benefits (FFY TOTAL)	\$492,658
Kinship Care Subsidy Program (KCSP)	
KCSP Recipients (FFY Monthly Average)	387
KCSP Benefits (FFY Monthly Average)	\$177,753
KCSP Benefits (FFY TOTAL)	\$2,133,036
Supplemental Nutrition Assistance Program (SNAP)	
SNAP Recipients each month, on avg. (FFY Monthly Average)	108,482
SNAP Benefits Issued (include EA) in FFY 2023 (FFY Monthly Average)	\$23,914,015
SNAP Benefits Issued in FFY 2023 (FFY TOTAL)	\$286,968,178
SNAP Emergency Allotments Issued in FFY 2023 (TOTAL)	\$48,087,377
SNAP Applications Processed FFY 2023	43,335
Population percentage receiving SNAP in FFY 2023	21.67%
SNAP Economic Impact FFY 2023	\$441,930,994

Louisiana Department of Children and Family Services Economic Stability, Child Welfare, Child Support Enforcement, and DDS Offices
Shreveport Region 8



DCFS Offices Breakdown	
Program Office CW: 1	
Program Office ES: 2	
Program Office CW/ES: 2	
Program Office CW/ES/CSE: 2	
Program Office DDS: 1	
Total DCFS Physical Office Locations: 8	

*Parishes labeled in red and white denotes no DCFS Office(s) in that Parish.

392 Full-Time jobs in Shreveport Region

THIBODAUX REGIONAL DATA



Ascension, Assumption, Lafourche, St. Charles, St. James, St. John and Terrebonne Parishes

Child Welfare

Reports of Suspected Abuse/Neglect (FFY Total)	4,226
Child Protection Investigations (FFY Total)	2,206
Families Served in FS (FFY Total)	226
Children Served in FC (FFY Monthly Average)	507
Children Served in FC (FFY Total)	795
Youth Served in EFC (FFY Total)	31
Children Reunited with Family (FFY Total)	198
Children Adopted (FFY Total, as announced)	74
Newly Certified Foster Homes (FFY Total)	88
Substance Exposed Newborn Investigations (FFY Total)	151
Substance Exposed Newborn Victims (FFY Total)	156
Human Trafficking Children and Youth Victims Served (Includes EFC 18-21)	10
Suspected Human Trafficking Children and Youth Victims Served (Includes EFC 18-21)	32

Family Support

Child Support Enforcement (CSE)

CSE Cases (FFY Monthly Average)	19,429
CSE Collections (FFY Total)	\$41,897,962

Family Independence Temporary Assistance Program (FITAP)

FITAP Recipients (FFY Monthly Average)	435
FITAP Benefits (FFY Monthly Average)	\$68,784
FITAP Benefits (FFY TOTAL)	\$237,169

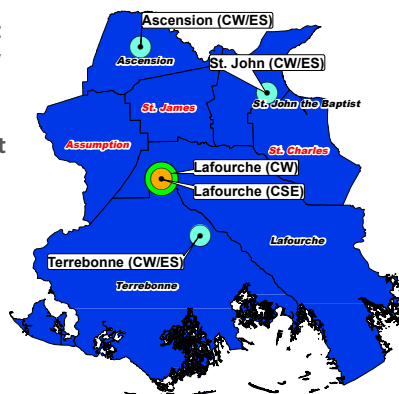
Kinship Care Subsidy Program (KCSP)

KCSP Recipients (FFY Monthly Average)	199
KCSP Benefits (FFY Monthly Average)	\$91,915
KCSP Benefits (FFY TOTAL)	\$1,102,980

Supplemental Nutrition Assistance Program (SNAP)

SNAP Recipients each month, on avg. (FFY Monthly Average)	76,757
SNAP Benefits Issued (include EA) in FFY 2023 (FFY Monthly Average)	\$16,962,365
SNAP Benefits Issued in FFY 2023 (FFY TOTAL)	\$203,548,384
SNAP Emergency Allotments Issued in FFY 2023 (TOTAL)	\$32,264,335
SNAP Applications Processed FFY 2023	38,011
Population percentage receiving SNAP in FFY 2023	16.95%
SNAP Economic Impact FFY 2023	\$313,464,511

Louisiana Department of Children and Family Services Economic Stability, Child Welfare, Child Support Enforcement, and DDS Offices
Thibodaux Region 4



Program Office CW: 1
Program Office CSE: 1
Program Office CWES: 3
Total DCFS Physical Office Locations: 5

*Parishes labeled in red and white denotes no DCFS Office(s) in that Parish.

227 Full-Time jobs in Thibodaux Region